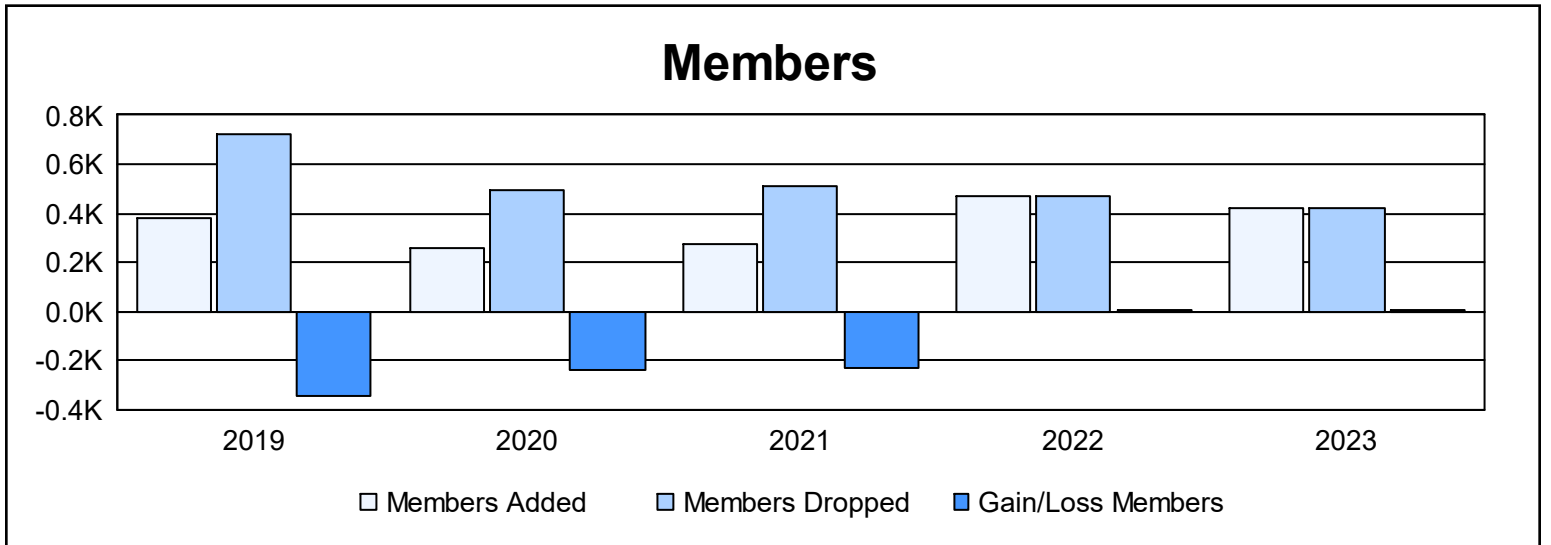
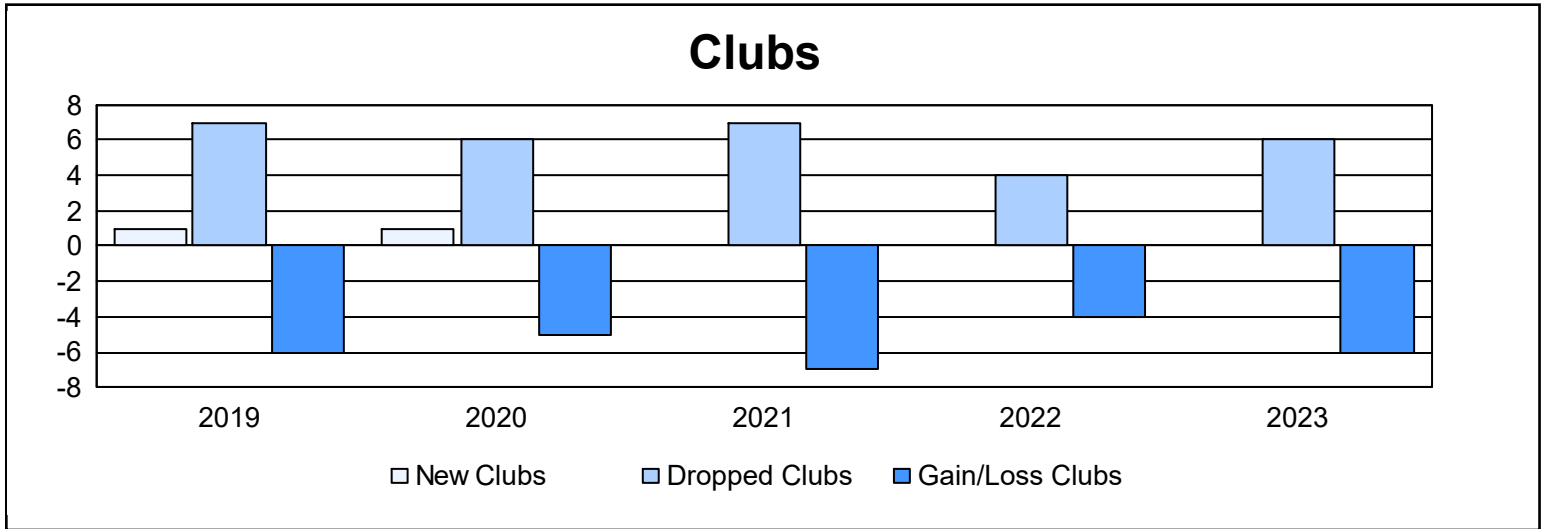
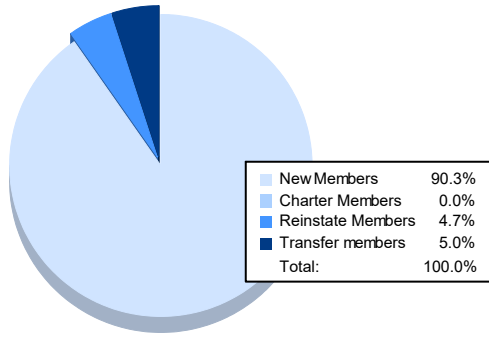


Year	New Clubs	Dropped Clubs	Gain/ Loss Clubs	New Members	Charter Members	Reinstate Members	Transfer Members	Total Member Added	Total Members Dropped	Gain/ Loss Members
2018-2019	1	7	-6	331	21	18	10	380	723	-343
2019-2020	1	6	-5	198	23	18	17	256	492	-236
2020-2021	0	7	-7	246	2	18	11	277	507	-230
2021-2022	0	4	-4	416	4	32	21	473	467	6
2022-2023	0	6	-6	383	0	20	21	424	421	3
<b>Average</b>	<b>0</b>	<b>6</b>	<b>-6</b>	<b>315</b>	<b>10</b>	<b>21</b>	<b>16</b>	<b>362</b>	<b>522</b>	<b>-160</b>



### Membership Composition June 2023 Cumulative



### Gender Composition June 2023 Cumulative

